

## JERVIS



Jervis's LED pole mount luminaires are best in their class, sleek and modern shape made it easy for self-cleaning, best optic to provide precise illumination at required space without unnecessary glare, asymmetric forward/side throw optics for various applications from exterior area, car parks to roads, rugged construction made it suitable for harsh environments, available with two different brackets side entry or wall mount, 3pin, 5pin and 7pin NEMA socket available as an option.

**Material-** Rugged die-cast aluminium, resistant to saline environments and corrosion, anti UV PC diffuser.

**LED source-** SMD

**Efficacy-** 130lm/W


**Input voltage-** 220-240V 50/60Hz

**Surge protection-** 10KV

**Life:** 54,000 Hours L80/B20

**Warranty:** 3 years





Model number	Mount	Wattage	CCT	Controls
JE-S-30W-5K-S	S: Side entry W: Wall mount	20W 30W 50W 70W 90W 120W 150W	3000K 4000K 5000K	S: Standard D:Dali A: 1-10V Dimm T: Timmer dimm P: PE Cell



2 lights adaptor



90mm L adaptor



Square adaptor  
2 lights



Square adaptor  
Single Light



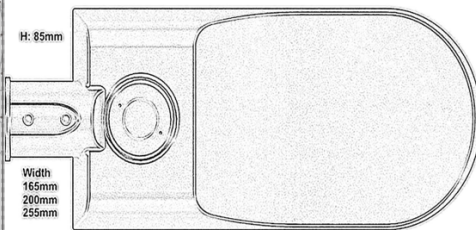
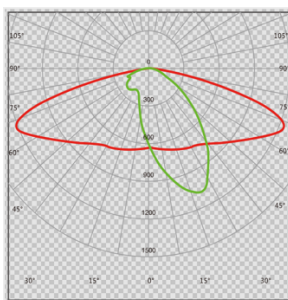
60mm L adaptor



corner adaptor



Wall mount bracket



L: 20W-50W 480mm / 70W-90W 510mm / 120W-150W 570mm



Shorting cap



3pin/5pin/7pin



Photocell controller