



RIVO

Rivo's LED pole mount luminaires are best in their class, sleek and modern shape made it easy for self-cleaning, best optic to provide precise illumination at required space without unnecessary glare, asymmetric forward/side throw optics for various applications from exterior area, car parks to roads, LM6 low copper material with akzo nobel powder coating special treatment passed 2000 hours salt spray test, rugged construction made it suitable for saline and harsh environments, available with three different sizes, choice of post top, side entry or wall mount, 3pin, 5pin and 7pin NEMA socket available as an option.

Material- LM6 aluminium alloy, tempered glass with UV resistant PC optical lens

LED source- SMD

Efficacy- 150 - 158lm/W


Input voltage- 100-277VAC 50/60Hz

Surge protection- 10KV, 20KV optional

Life: 98,000 Hours L90/B10

Warranty: 5 years





Model number	Bracket	Wattage	CCT	Controls
RI-P-70W-5K-S	P: Post top	30W	3000K	S: Standard
	S: Side entry	50W	4000K	D:Dali
	C: Corner	70W	5000K	A: 1-10V Dimm
	W: Wall mount	90W	6000K	T: Timmer dimm
		120W		P: PE Cell
		150W		
		180W		
		200W		



2 lights adaptor



90mm L adaptor



Square adaptor
2 lights



Square adaptor
Single Light



60mm L adaptor



corner adaptor




Wall mount bracket

MORE SMART CONTROLS

NEMA and Zhaga

Control management systems which fit Zhaga/NEMA standard socket



Class I and Class II for options



DIMMABLE




1-10V dimming, Dali dimming



Over temp. protection

EASY MAINTENANCE




Press latch

The cover is easy to take off to replace.



Safety Assurance

Power Disconnect



Built-in vent

Built-in vent help to balance the atmosphere pressure and avoid moisture inside the fixture



Level Device

It helps to make balance when installation

3pin/5pin/7pin NEMA



Photocell Controller



Shorting Cap

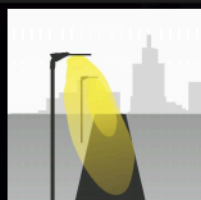


Ø60 mm spigot

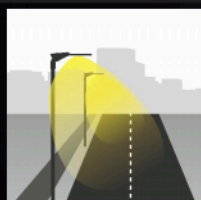


Accessory

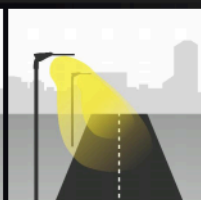
LIGHTING DISTRIBUTIONS



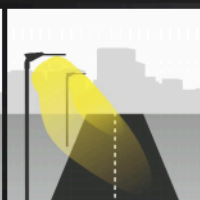
R01601
Type I short



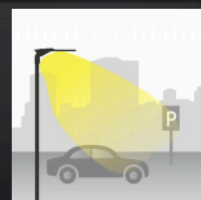
R01602
Type II Short



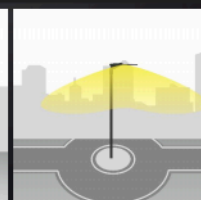
R01603
Type II Short



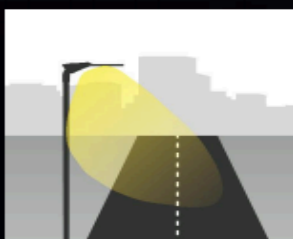
R01610
Type II Short



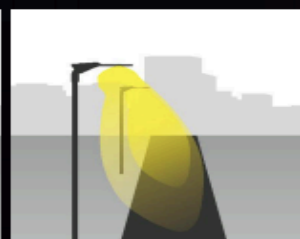
R01604
Type IV Short



R01605
Type V Short



R01606
Type II Short



R01609
Type II Short



R01611
Type II Medium,



R01613
Type III Medium

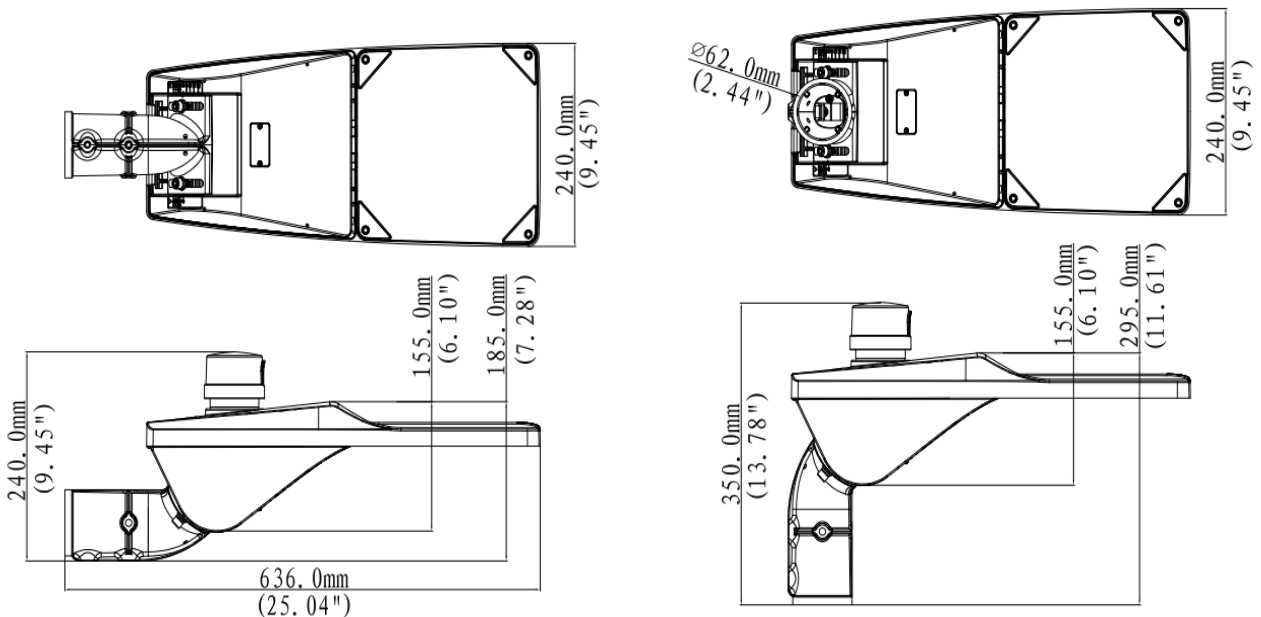
TOOL-FREE MAINTENANCE

Pull out the shaft to remove the upper cover, which is convenient and fast for toolless maintenance.

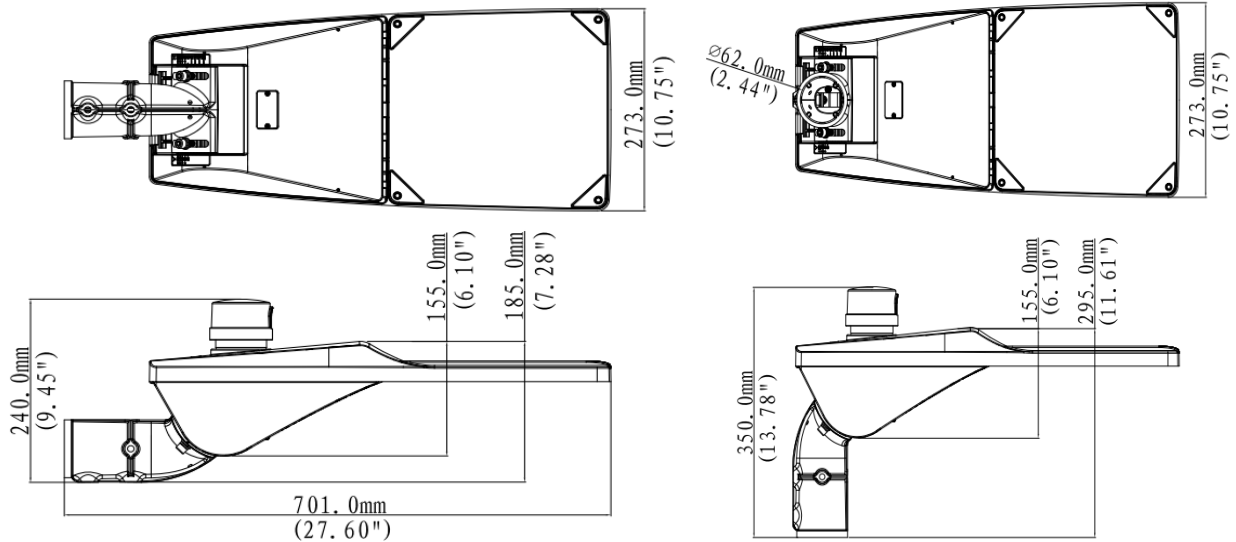


Dimensions

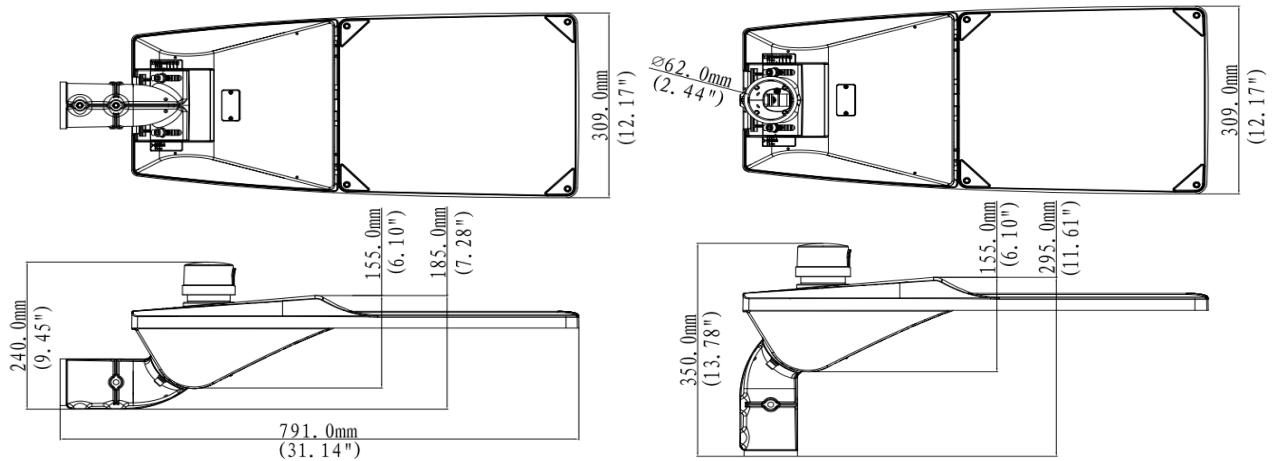
30W - 50W - 70W



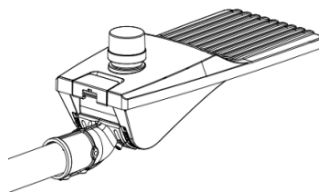
90W - 120W



150W - 180W – 200W



Side Entry



Post Top

